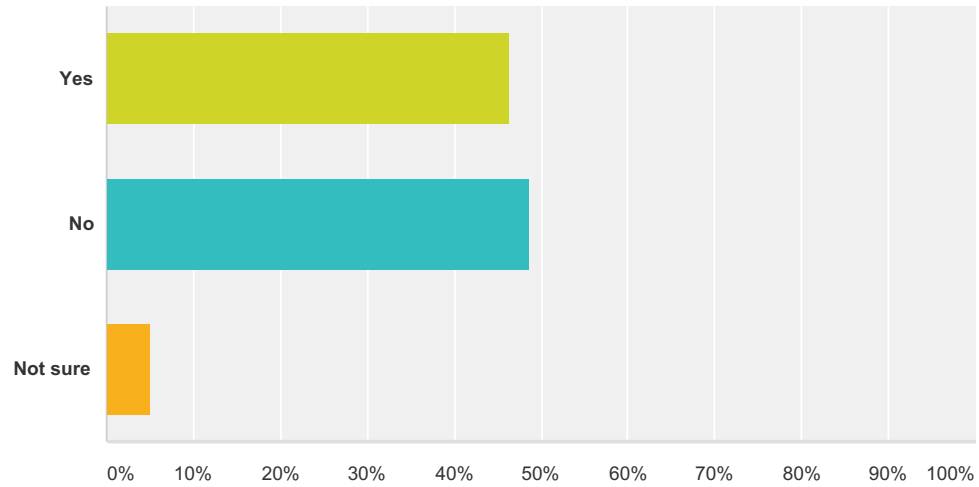


Q1 Have you ever been tricked or defrauded, for example been the victim of a scam or fraud, had your credit card information stolen or had someone steal your identity?

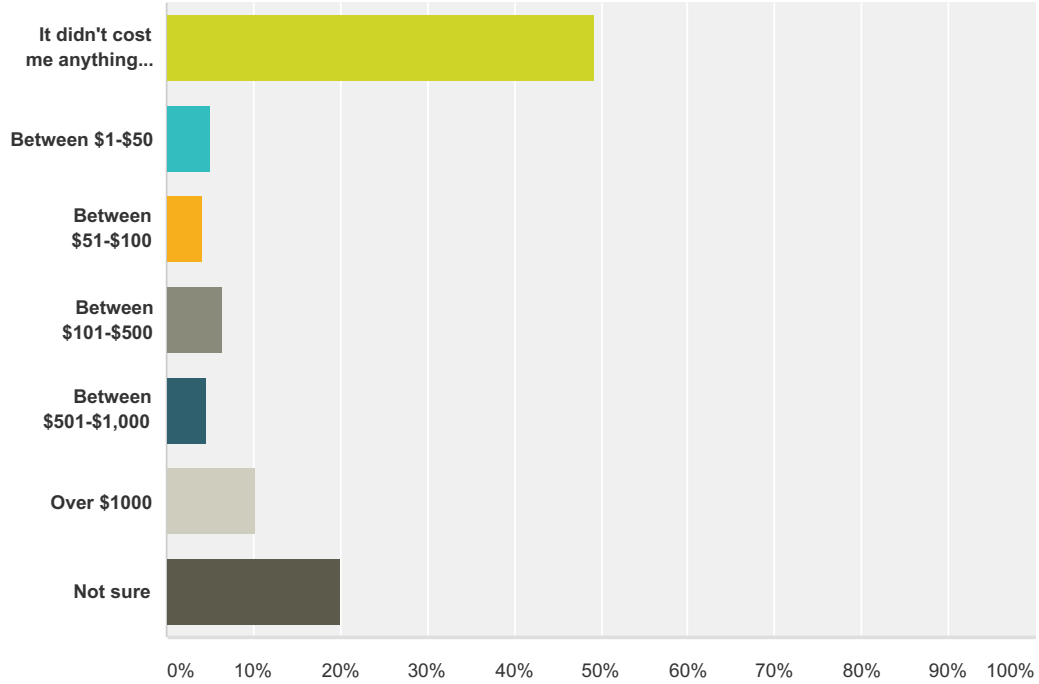
Answered: 1,215 Skipped: 0



Answer Choices	Responses
Yes	46.34% 563
No	48.56% 590
Not sure	5.10% 62
Total	1,215

Q2 If you were tricked or defrauded, how much would you estimate it cost you financially?

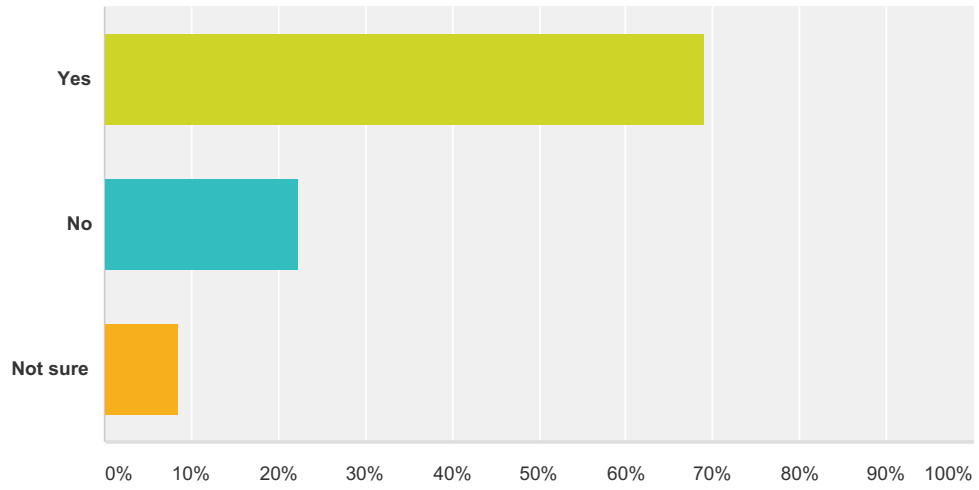
Answered: 1,215 Skipped: 0



Answer Choices	Responses	Count
It didn't cost me anything financially	49.22%	598
Between \$1-\$50	5.10%	62
Between \$51-\$100	4.20%	51
Between \$101-\$500	6.42%	78
Between \$501-\$1,000	4.69%	57
Over \$1000	10.29%	125
Not sure	20.08%	244
Total		1,215

Q3 Have you ever found malware or other computer viruses on your computer?

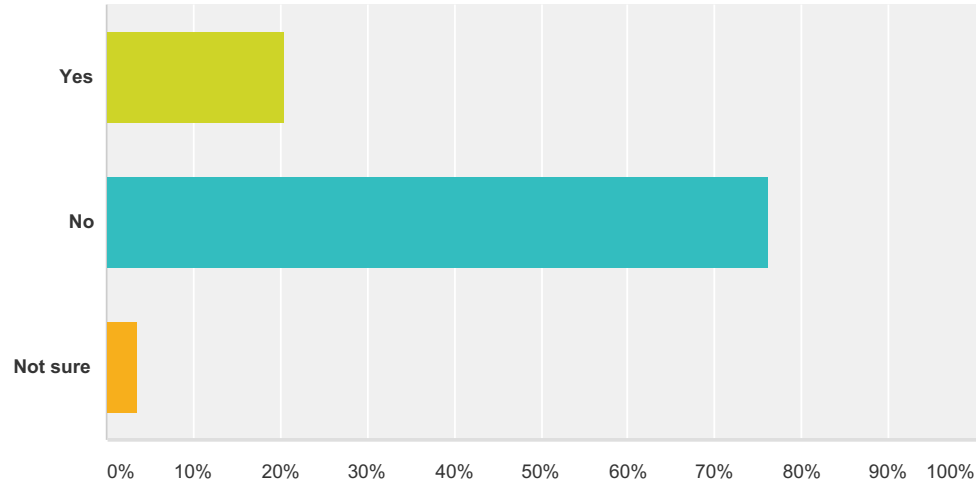
Answered: 1,215 Skipped: 0



Answer Choices	Responses
Yes	69.14% 840
No	22.30% 271
Not sure	8.56% 104
Total	1,215

Q4 Have you ever purchased something online, then not receive it and been unable to get a refund of your money?

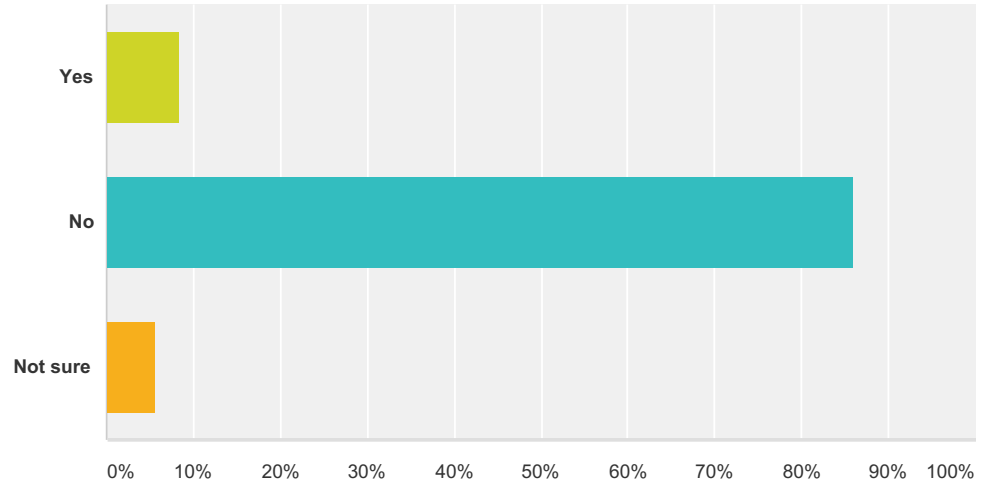
Answered: 1,215 Skipped: 0



Answer Choices	Responses	
Yes	20.41%	248
No	76.13%	925
Not sure	3.46%	42
Total		1,215

Q5 Have you ever been tricked into giving up personal or credit card information online?

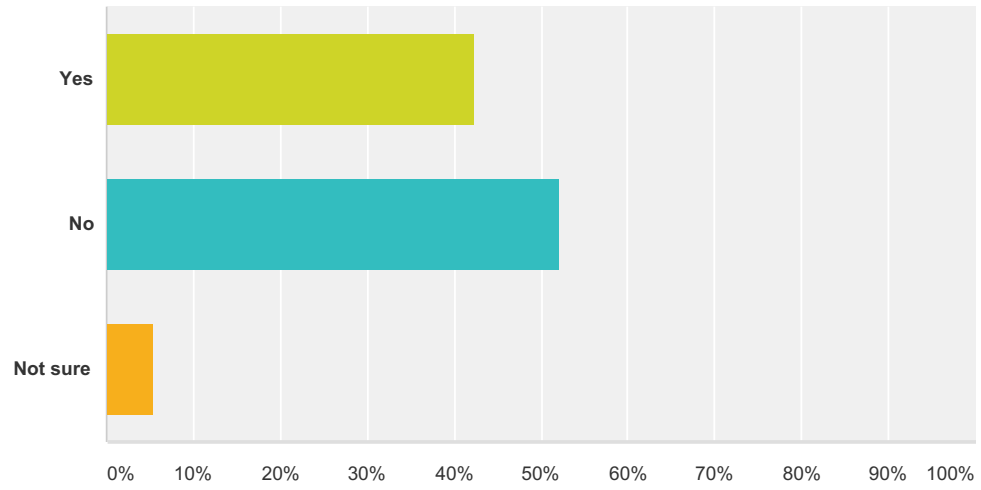
Answered: 1,215 Skipped: 0



Answer Choices	Responses
Yes	8.31% 101
No	86.01% 1,045
Not sure	5.68% 69
Total	1,215

Q6 Have you ever had your credit card information stolen and used?

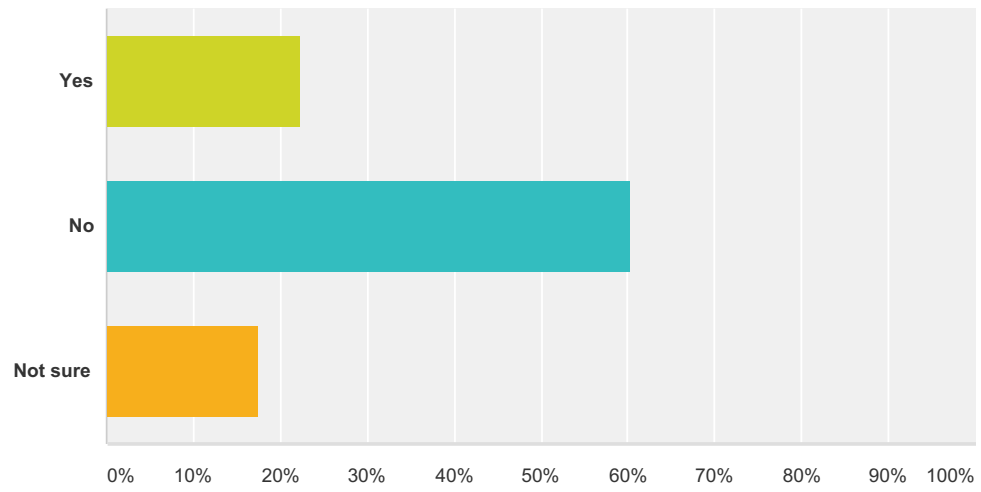
Answered: 1,215 Skipped: 0



Answer Choices	Responses
Yes	42.47% 516
No	52.18% 634
Not sure	5.35% 65
Total	1,215

Q7 Have you or the company you work at ever had their computer systems hacked?

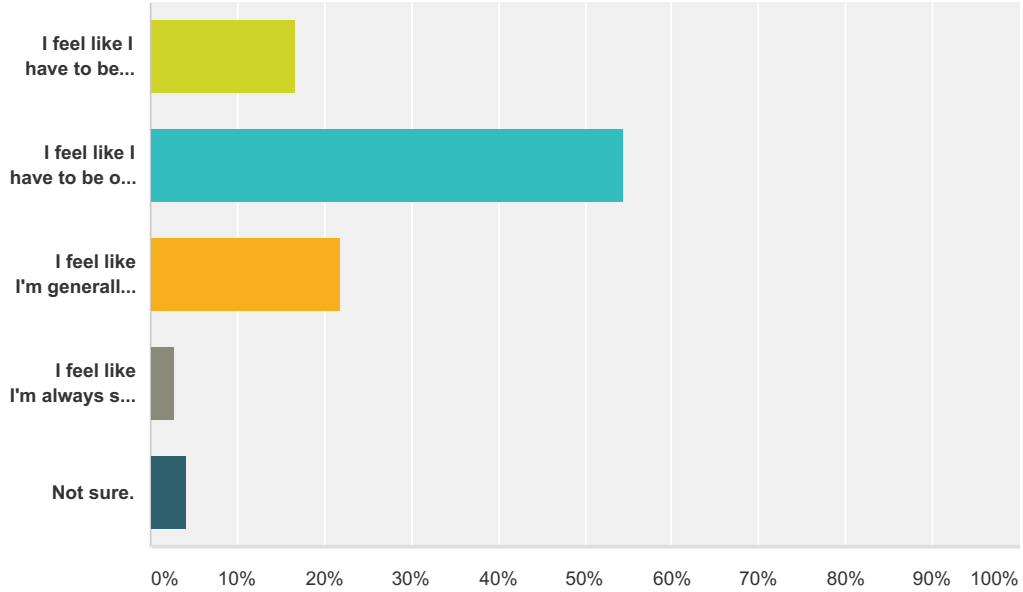
Answered: 1,215 Skipped: 0



Answer Choices	Responses
Yes	22.30% 271
No	60.25% 732
Not sure	17.45% 212
Total	1,215

Q8 Which of the following statements comes closest to your opinion about your online safety?

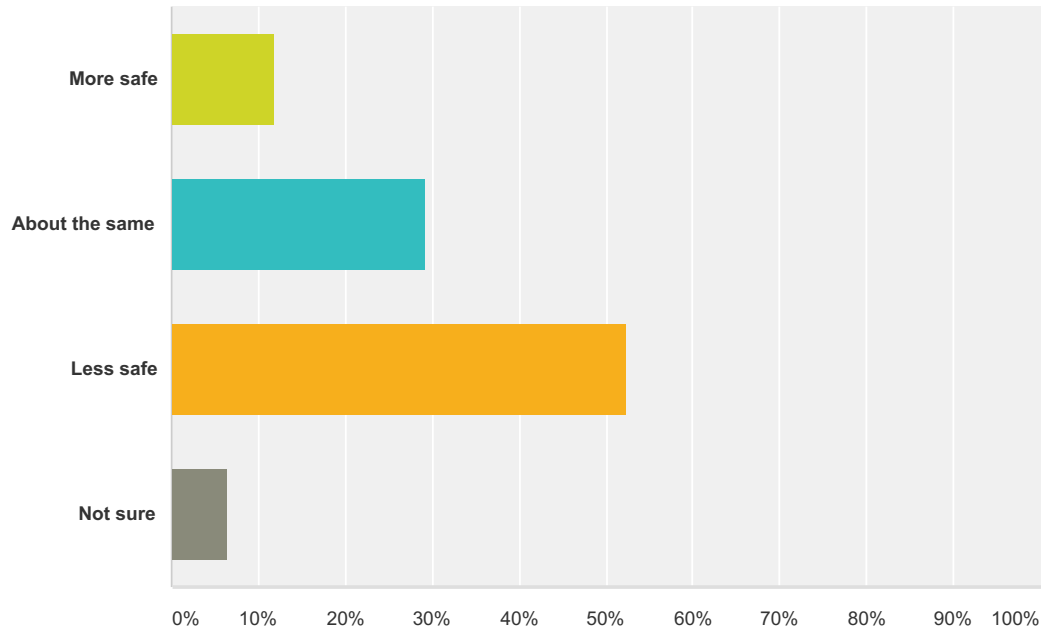
Answered: 1,215 Skipped: 0



Answer Choices	Responses
I feel like I have to be constantly on guard that someone is trying to harm me.	16.79% 204
I feel like I have to be on guard but it's manageable.	54.57% 663
I feel like I'm generally safe online.	21.89% 266
I feel like I'm always safe online.	2.63% 32
Not sure.	4.12% 50
Total	1,215

Q9 From your perspective, is the Internet more or less safe than it was 5 years ago?

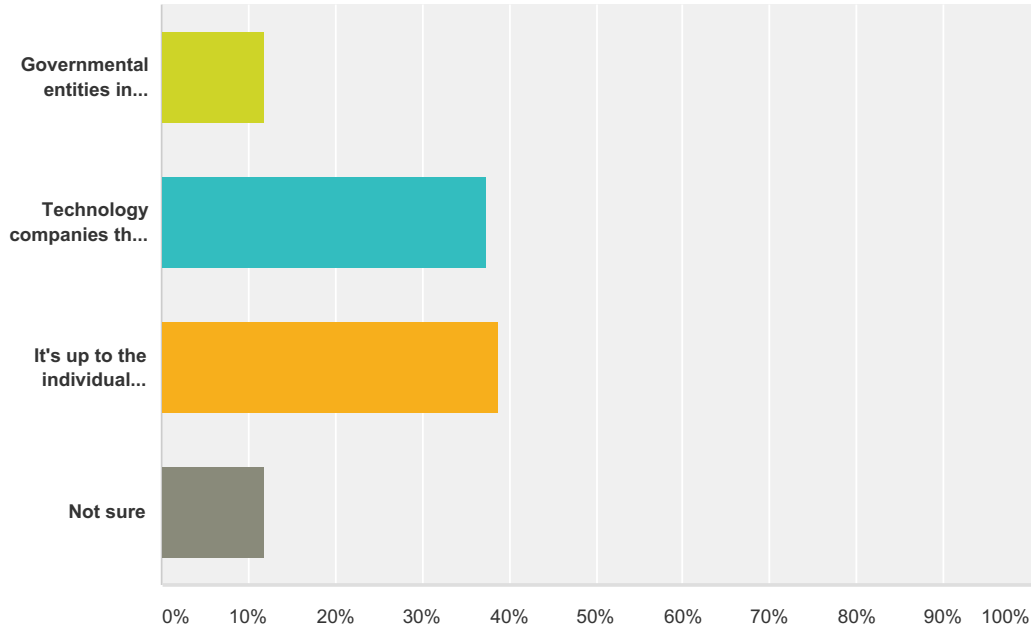
Answered: 1,215 Skipped: 0



Answer Choices	Responses
More safe	11.93% 145
About the same	29.22% 355
Less safe	52.35% 636
Not sure	6.50% 79
Total	1,215

Q10 Which of the following entities is, in your opinion, most responsible for keeping Americans safe online?

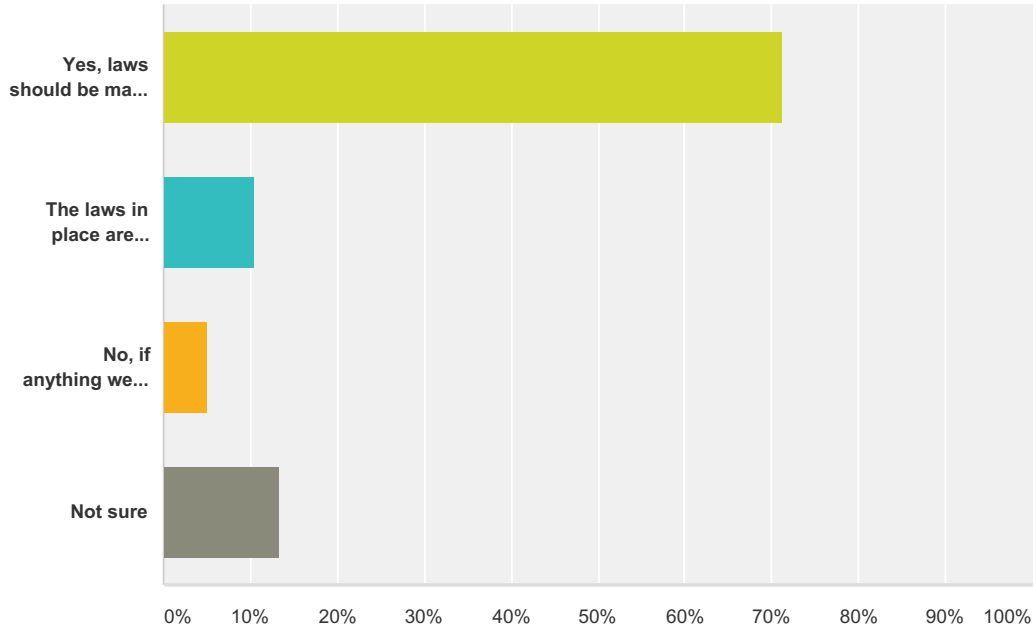
Answered: 1,215 Skipped: 0



Answer Choices	Responses	
Governmental entities in charge of consumer protection, such as the Federal Trade Commission	11.85%	144
Technology companies that provide online services	37.45%	455
It's up to the individual person to keep themselves safe	38.77%	471
Not sure	11.93%	145
Total		1,215

Q11 Given the rise in Internet scams, malware and frauds, should federal and state laws be toughened up to combat online criminals?

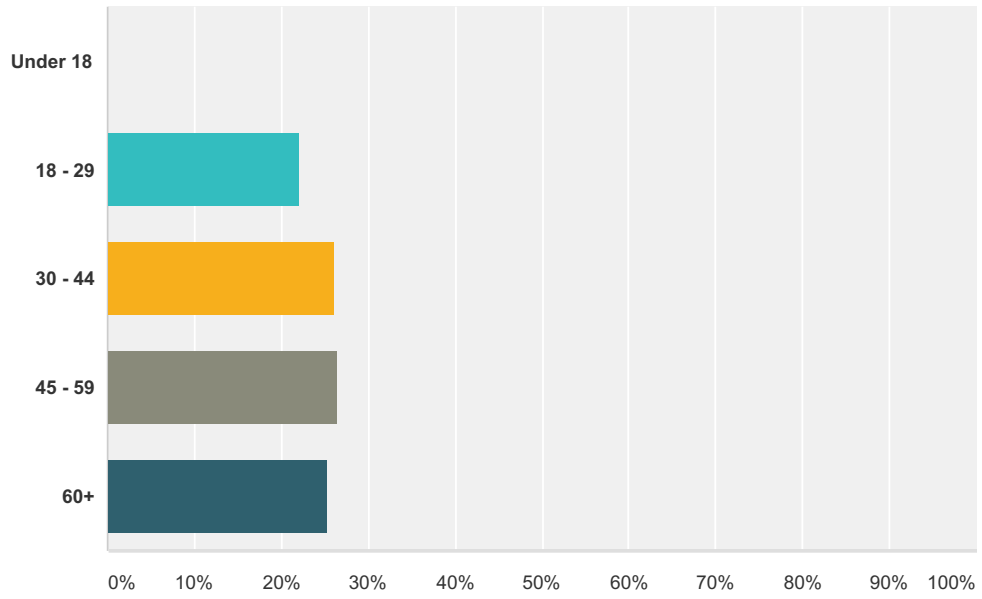
Answered: 1,215 Skipped: 0



Answer Choices	Responses	Count
Yes, laws should be made tougher	71.28%	866
The laws in place are sufficient	10.45%	127
No, if anything we should have less laws	4.94%	60
Not sure	13.33%	162
Total		1,215

Q12 What is your age?

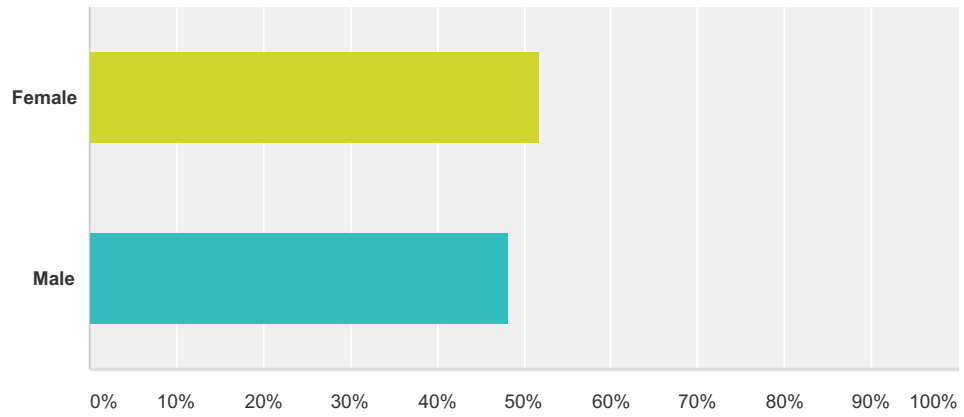
Answered: 1,215 Skipped: 0



Answer Choices	Responses
Under 18	0.00% 0
18 - 29	22.14% 269
30 - 44	26.09% 317
45 - 59	26.42% 321
60+	25.35% 308
Total	1,215

Q13 What is your gender?

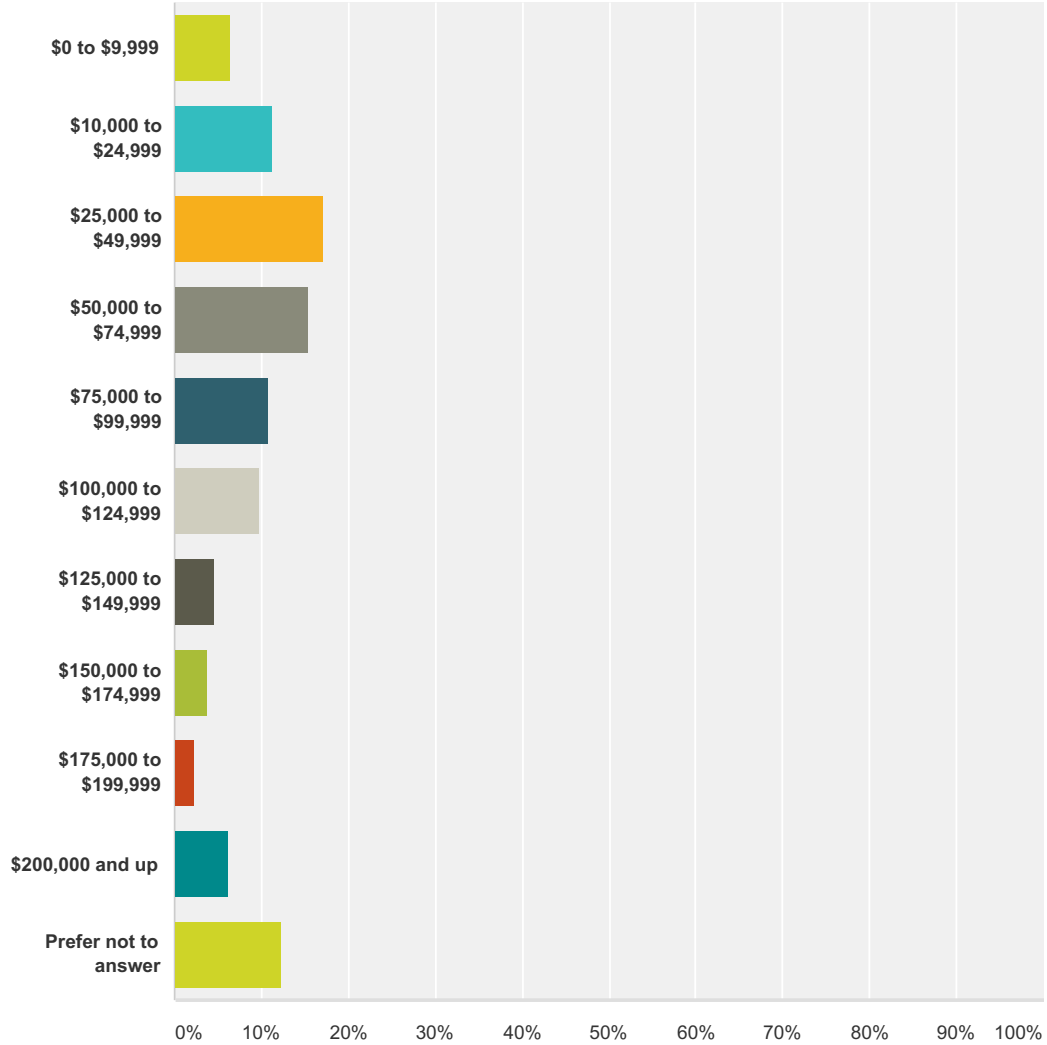
Answered: 1,215 Skipped: 0



Answer Choices	Responses
Female	51.77% 629
Male	48.23% 586
Total	1,215

Q14 How much total combined money did all members of your HOUSEHOLD earn last year?

Answered: 1,215 Skipped: 0



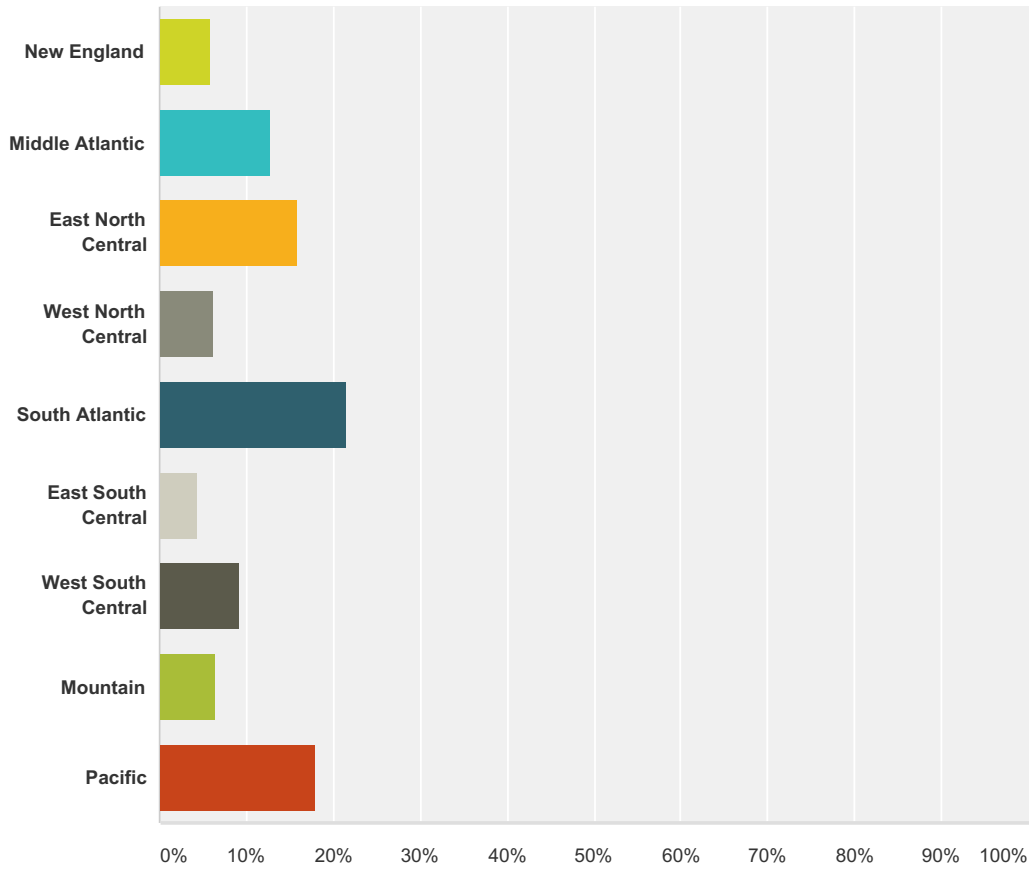
Answer Choices	Responses
\$0 to \$9,999	6.50% 79
\$10,000 to \$24,999	11.36% 138
\$25,000 to \$49,999	17.20% 209
\$50,000 to \$74,999	15.47% 188
\$75,000 to \$99,999	10.78% 131
\$100,000 to \$124,999	9.71% 118
\$125,000 to \$149,999	4.53% 55
\$150,000 to \$174,999	3.70% 45

Consumer Safety

\$175,000 to \$199,999	2.22%	27
\$200,000 and up	6.26%	76
Prefer not to answer	12.26%	149
Total		1,215

Q15 US Region

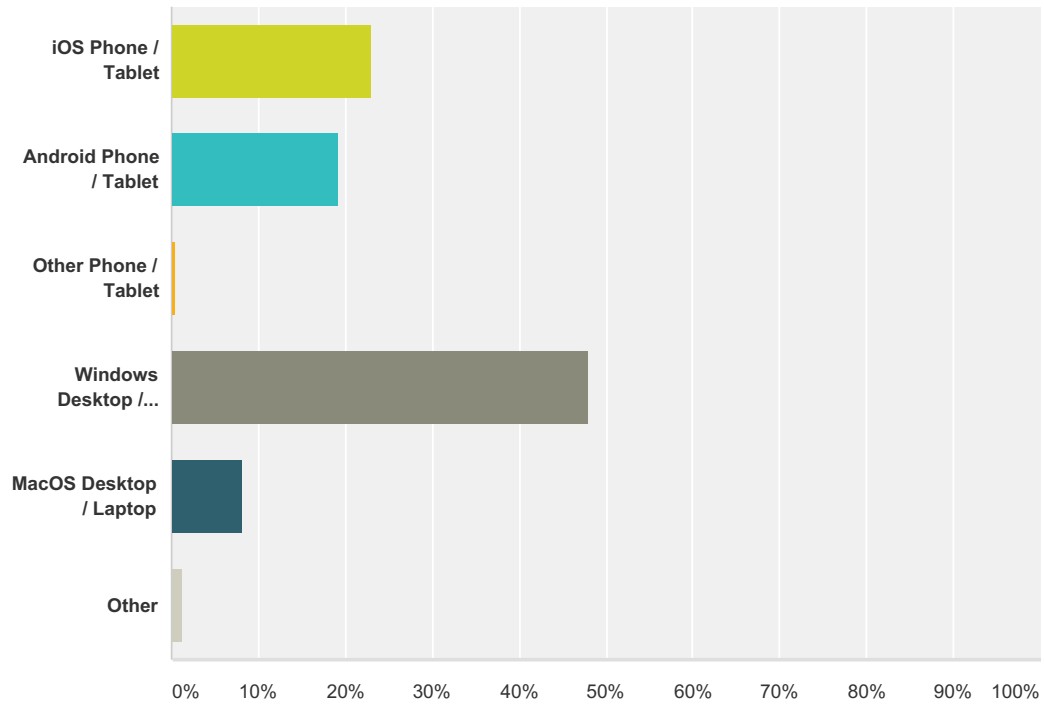
Answered: 1,191 Skipped: 24



Answer Choices	Responses
New England	5.88% 70
Middle Atlantic	12.76% 152
East North Central	15.79% 188
West North Central	6.30% 75
South Atlantic	21.49% 256
East South Central	4.28% 51
West South Central	9.15% 109
Mountain	6.38% 76
Pacific	17.97% 214
Total	1,191

Q16 Device Types

Answered: 1,215 Skipped: 0



Answer Choices	Responses	
iOS Phone / Tablet	22.96%	279
Android Phone / Tablet	19.26%	234
Other Phone / Tablet	0.41%	5
Windows Desktop / Laptop	48.07%	584
MacOS Desktop / Laptop	8.15%	99
Other	1.15%	14
Total		1,215